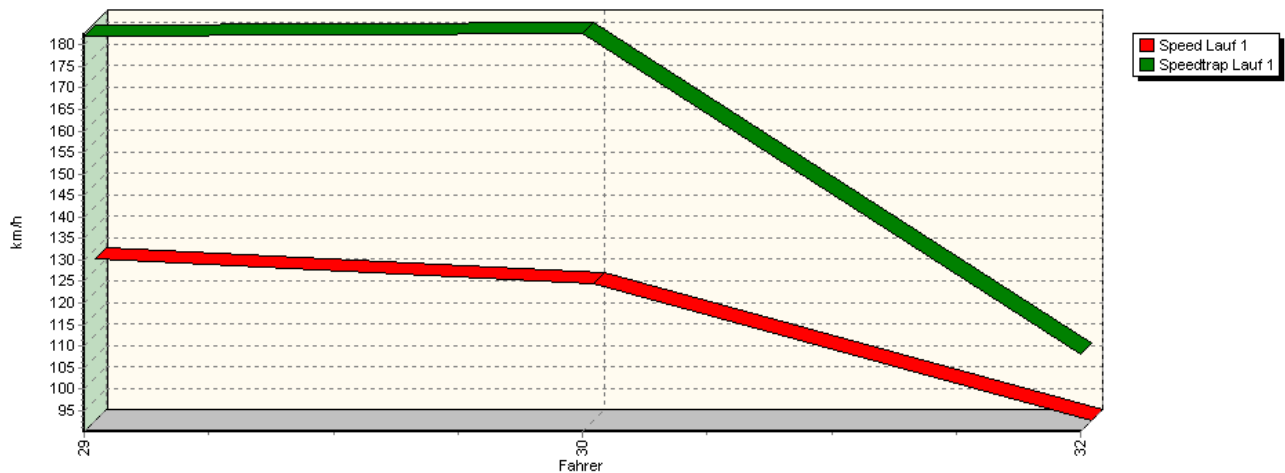
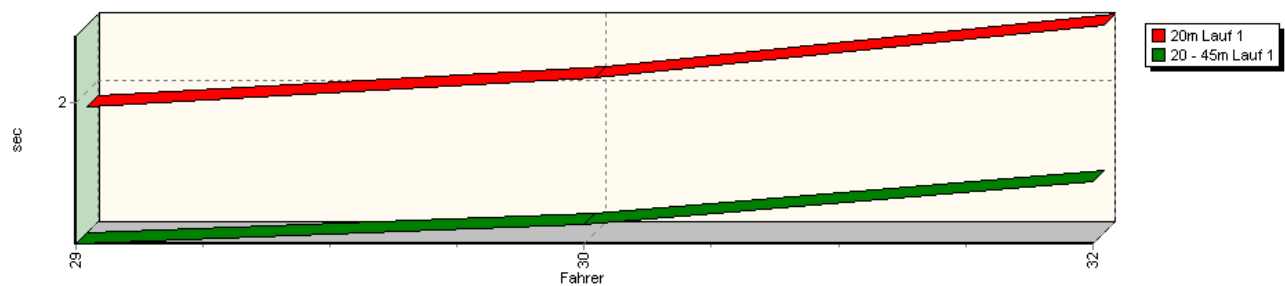


## Sektorzeiten & Speeds - Rennen - Gruppe E2-SC

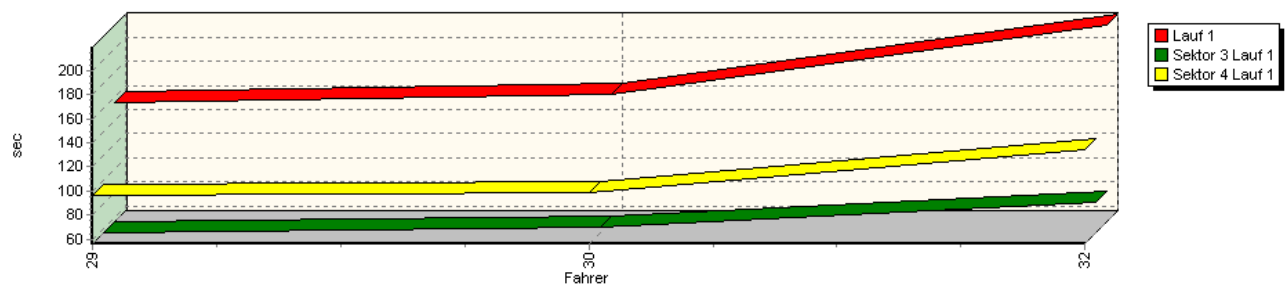
Speed-Diagramm Lauf 1



Sektor-Diagramm (Start) Lauf 1

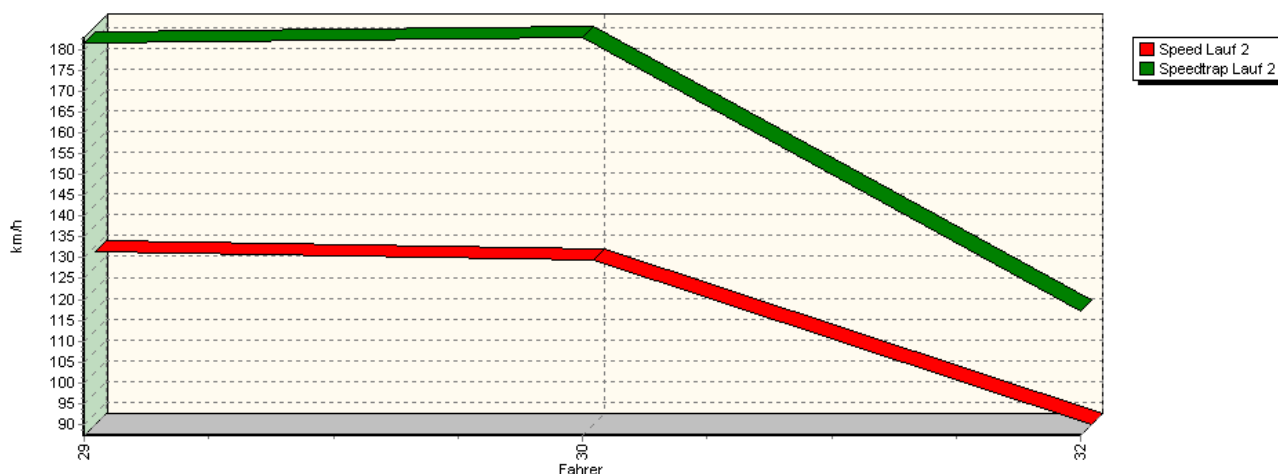


Sektor-Diagramm (Rest) Lauf 1

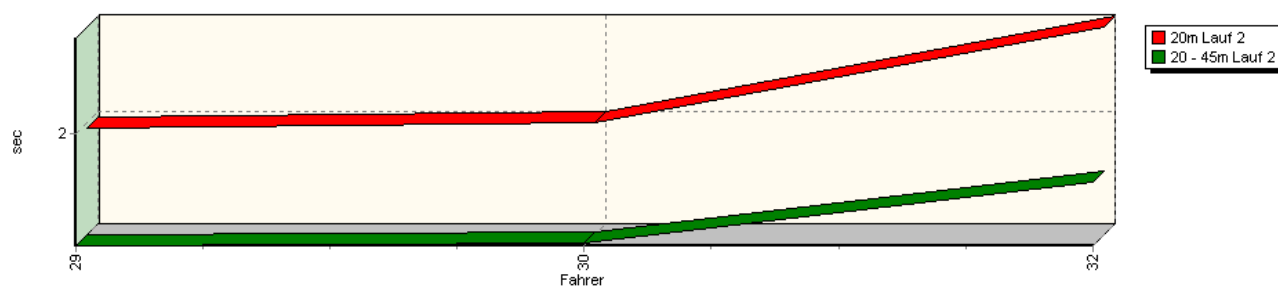


## Sektorzeiten & Speeds - Rennen - Gruppe E2-SC

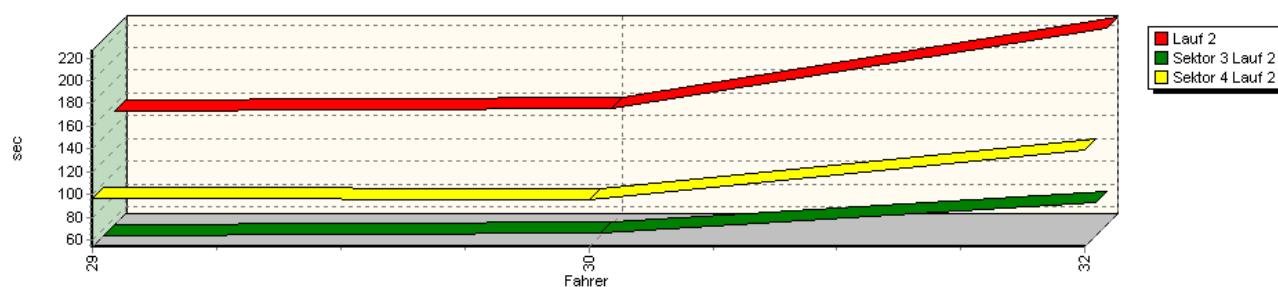
Speed-Diagramm Lauf 2



Sektor-Diagramm (Start) Lauf 2



Sektor-Diagramm (Rest) Lauf 2

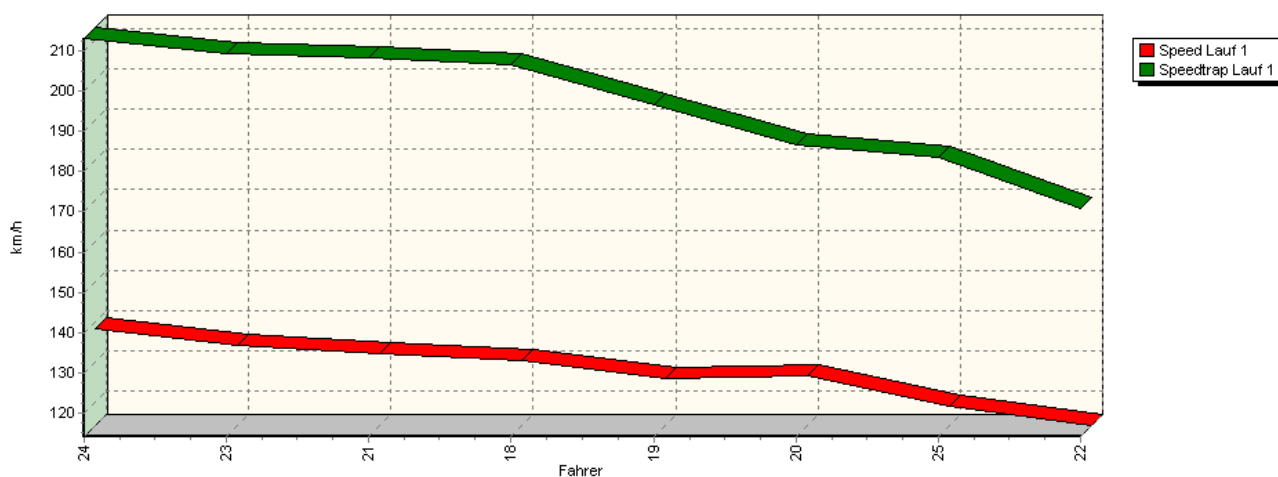


Rg.	Nr.	Sektor 1 (20m)	Sektor 2 (20-45m)	Sektor 3	Speed (P22)	Sektor 4	Laufzeit	Speed (Lauf)	
1	29	<b>SVOBODA Jiri</b>		Norma M20F					
		Lauf 1:	00:01.907	00:01.151	00:56.021	182,01 km/h	01:35.884	02:34.963	127,77 km/h
		Lauf 2:	00:01.960	00:01.158	00:54.383	181,58 km/h	01:36.407	02:33.908	128,65 km/h
2	30	<b>PITORRI Maurizio</b>		Wolf GB08					
		Lauf 1:	00:02.082	00:01.268	01:00.182	182,65 km/h	01:38.926	02:42.458	121,88 km/h
		Lauf 2:	00:02.006	00:01.177	00:57.262	182,83 km/h	01:35.701	02:36.146	126,80 km/h

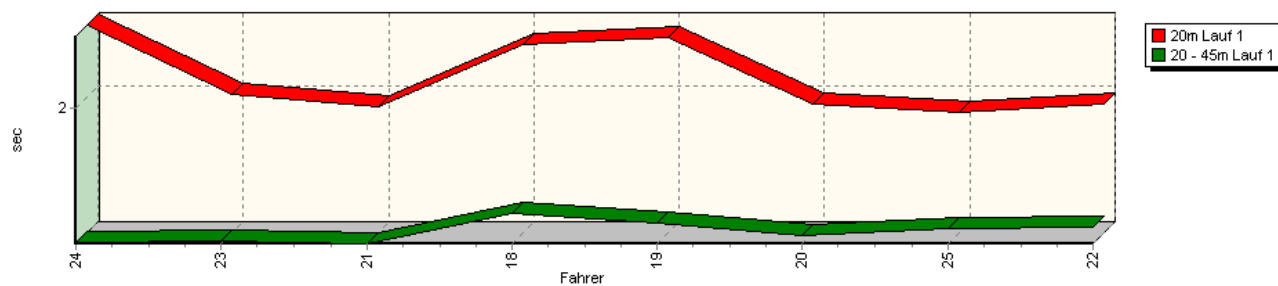
## Sektorzeiten & Speeds - Rennen - Gruppe E2-SC

Rg.	Nr.		Sektor 1 (20m)	Sektor 2 (20-45m)	Sektor 3	Speed (P22)	Sektor 4	Laufzeit	Speed (Lauf)
3	32	<b>SIEBERT Gerhard</b>		Osella PA18					
		Lauf 1:	00:02.398	00:01.525	01:21.318	108,23 km/h	02:14.397	03:39.638	90,15 km/h
		Lauf 2:	00:02.725	00:01.638	01:23.410	117,13 km/h	02:18.914	03:46.687	87,35 km/h

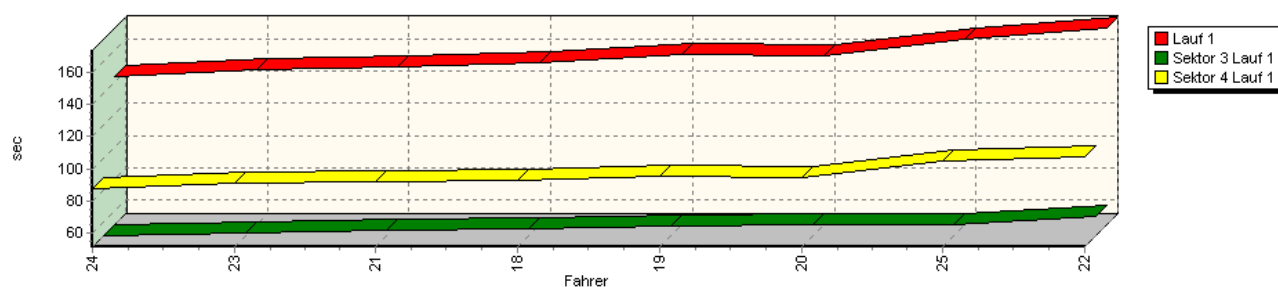
Speed-Diagramm Lauf 1



Sektor-Diagramm (Start) Lauf 1

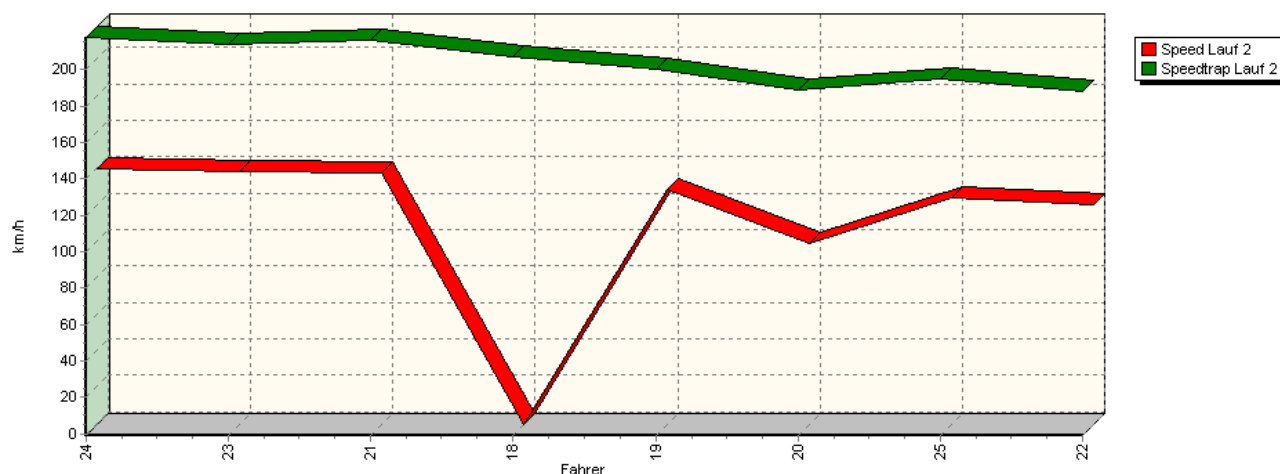


Sektor-Diagramm (Rest) Lauf 1

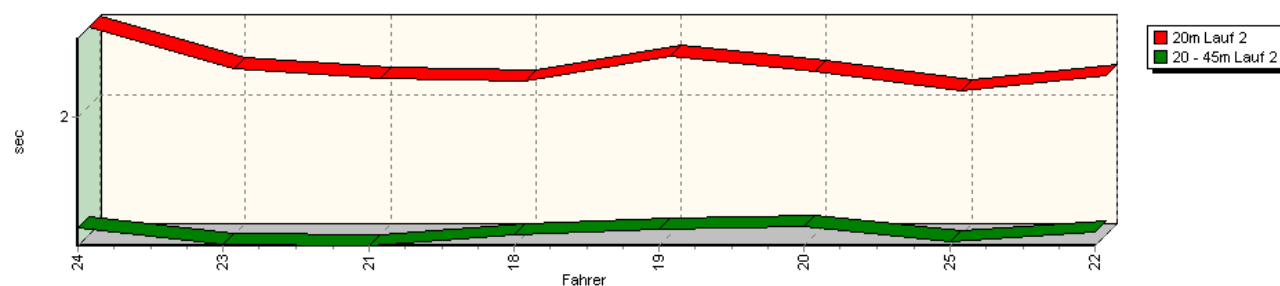


## Sektorzeiten & Speeds - Rennen - Gruppe E2-SC

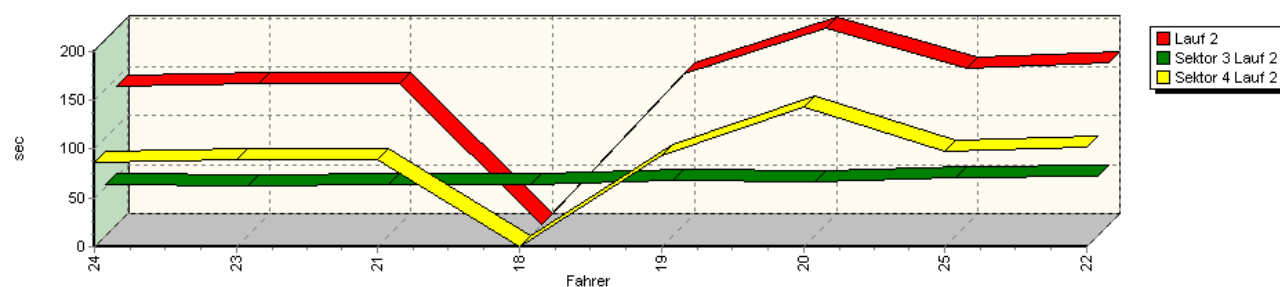
Speed-Diagramm Lauf 2



Sektor-Diagramm (Start) Lauf 2



Sektor-Diagramm (Rest) Lauf 2



Rg.	Nr.	Sektor 1 (20m)	Sektor 2 (20-45m)	Sektor 3	Speed (P22)	Sektor 4	Laufzeit	Speed (Lauf)	
1	24	<b>NEVERIL Dusan</b>		Norma M20FC					
		Lauf 1:	00:02.453	00:01.143	00:51.618	212,96 km/h	01:27.857	02:23.071	138,39 km/h
		Lauf 2:	00:02.486	00:01.307	00:52.115	217,66 km/h	01:26.039	02:21.947	139,49 km/h
2	23	<b>BORMOLINI Fausto</b>		Osella PA30					
		Lauf 1:	00:02.017	00:01.150	00:53.418	209,30 km/h	01:30.850	02:27.435	134,30 km/h
		Lauf 2:	00:02.227	00:01.201	00:51.513	213,60 km/h	01:28.891	02:23.832	137,66 km/h

### Sektorzeiten & Speeds - Rennen - Gruppe E2-SC

Rg.	Nr.		Sektor 1 (20m)	Sektor 2 (20-45m)	Sektor 3	Speed (P22)	Sektor 4	Laufzeit	Speed (Lauf)
3	21	<b>ZAJELSNIK Patrik</b>		Norma M20F					
		Lauf 1:	00:01.934	00:01.136	00:54.850	208,23 km/h	01:31.804	02:29.724	132,24 km/h
		Lauf 2:	00:02.164	00:01.196	00:52.301	216,49 km/h	01:28.498	02:24.159	137,35 km/h
4	18	<b>LANG Uwe</b>		Osella PA20/S EVO					
		Lauf 1:	00:02.330	00:01.327	00:55.927	206,28 km/h	01:32.481	02:32.065	130,21 km/h
		Lauf 2:	00:02.151	00:01.261	00:52.901	207,17 km/h	*	A	* km/h
5	19	<b>MÜLLER Urs</b>		Osella PA30					
		Lauf 1:	00:02.375	00:01.264	00:57.705	196,61 km/h	01:35.738	02:37.082	126,05 km/h
		Lauf 2:	00:02.309	00:01.300	00:57.100	199,88 km/h	01:33.752	02:34.461	128,19 km/h
6	20	<b>SIPEK Martin</b>		Lucchini PA-95M					
		Lauf 1:	00:01.956	00:01.189	00:58.350	186,69 km/h	01:34.764	02:36.259	126,71 km/h
		Lauf 2:	00:02.211	00:01.318	00:54.924	188,81 km/h	02:22.331	03:20.784	98,61 km/h
7	25	<b>VITEK Petr</b>		Osella PA20/S					
		Lauf 1:	00:01.900	00:01.236	00:58.733	183,65 km/h	01:44.441	02:46.310	119,05 km/h
		Lauf 2:	00:02.090	00:01.221	00:59.083	194,87 km/h	01:37.816	02:40.210	123,59 km/h
8	22	<b>ZAJELSNIK Alexander</b>		Norma M20F					
		Lauf 1:	00:01.953	00:01.237	01:03.207	170,64 km/h	01:46.896	02:53.293	114,26 km/h
		Lauf 2:	00:02.187	00:01.281	01:00.201	188,02 km/h	01:41.379	02:45.048	119,97 km/h